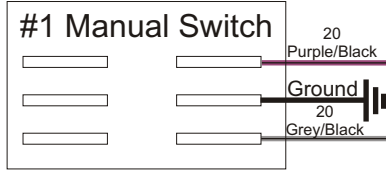
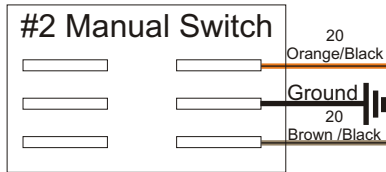


# AS-4001 Wiring Schematic

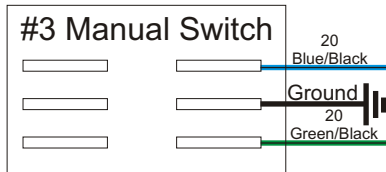
## MANUAL WALL SWITCH



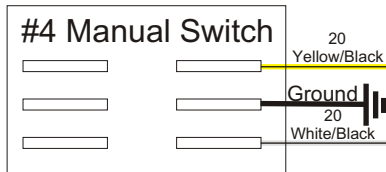
SPDT (Single Pole Double Throw) Momentary Switch



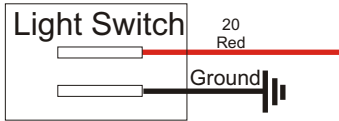
SPDT (Single Pole Double Throw) Momentary Switch



SPDT (Single Pole Double Throw) Momentary Switch



SPDT (Single Pole Double Throw) Momentary Switch



SPST (Single Pole Single Throw) Momentary Switch

## MOTOR



#2 Motor



#3 Motor

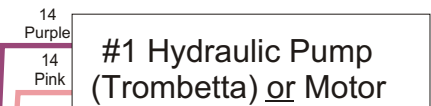


#4 Motor



Light

## HYDRAULIC PUMP

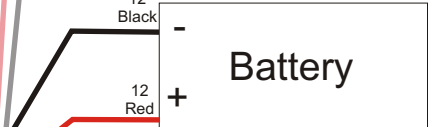


#1 Hydraulic Pump (Trombetta) or Motor



Hydraulic Pump - Valve

## BATTERY



Battery

\*There is an automatic reset breaker inside the box.

\*Wires coming out of box might not come out of same hole every time.

- Depress Buttons 1&2 to lockout the key fob



- Depress Buttons 3&4 to operate a Light

**AS-4001**  
ON/OFF  
Switch Above

**WIRE FUNCTIONS BY COLOR:**

<p>12 Gauge Red - Battery Power 12 Gauge Black - Ground</p> <p>14 Gauge Purple &amp; Pink - Hydraulic Trombetta or 12volt Electric Motor #1</p> <p>14 Gauge Orange &amp; Brown - 12volt Electric Motor #2 14 Gauge Blue &amp; Green - 12volt Electric Motor #3 14 Gauge Yellow &amp; White - 12volt Electric Motor #4</p> <p>16 Gauge Gray - Hydraulic Valve or NOT USED for Electric Motor #1 16 Gauge Red/White - Porch/Patio Light</p> <p>20 Gauge Red - Porch/Patio Light SPST Mom. Switch 20 Gauge Red/Black - Ignition Sense</p>	<p>Single Pole Double Throw (SPDT) Momentary Switch 20 Gauge Purple/Black &amp; Gray/Black - Hyd/Motor #1 20 Gauge Orange/Black &amp; Brown/Black - Motor #2 20 Gauge Blue/Black &amp; Green/Black - Motor #3 20 Gauge Yellow/Black &amp; White/Black - Motor #4</p> <p>Single Pole Single Throw (SPST) Momentary Switch 20 Gauge Pink - Hydraulic/Motor #1 20 Gauge Brown - Motor #2 20 Gauge Blue - Motor #3 20 Gauge Yellow - Motor #4</p> <p><b>KEY FOB OPERATION:</b> Button 1 - 12volt Hyd/Elec Motor #1 (Extend / Retract) Button 2 - 12volt Electric Motor #2 (Extend / Retract) Button 3 - 12volt Electric Motor #3 (Extend / Retract) Button 4 - 12volt Electric Motor #4 (Extend / Retract) Buttons 3 &amp; 4 - Porch/Patio Light (On / Off) Buttons 1 &amp; 2 - Key Fob Motor Lockout (On / Off)</p>
--	--

\* NOTE - ALL SWITCH INPUTS MUST BE GROUNDS!

Alta Resources LLC (888) 421-5874 www.altaresourcesllc.com \*Patent # 6,900,603\*

The following 5 wires are not used:

**20 Gauge**  
Red/Black  
Pink  
Brown  
Blue  
Yellow

\* All exterior wall switches must be water proof with sealant on the back terminals for protection.