

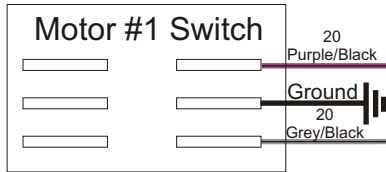


AS-4001LUX3 Wiring Schematic

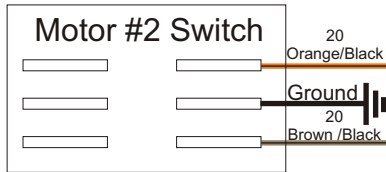
2905 LaVanture Place - Elkhart, Indiana 46514 - Phone (574) 262-1258 - Fax (574) 264-9138

BY AMERICAN TECHNOLOGY COMPONENTS

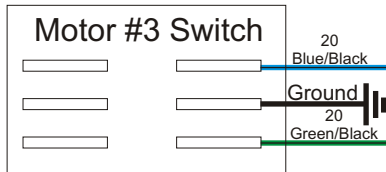
MANUAL WALL SWITCH



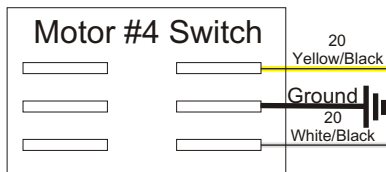
SPDT (Single Pole Double Throw) Momentary Switch



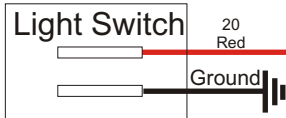
SPDT (Single Pole Double Throw) Momentary Switch



SPDT (Single Pole Double Throw) Momentary Switch



SPDT (Single Pole Double Throw) Momentary Switch



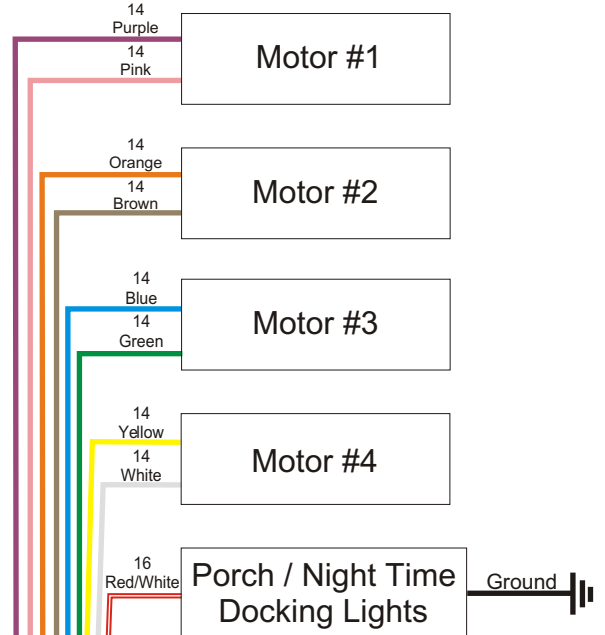
SPST (Single Pole Single Throw) Momentary Switch

- Depress Buttons 1&2 to lockout the key fob

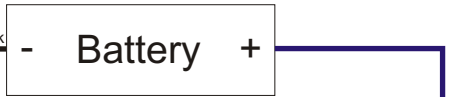


- Depress Buttons 3&4 to operate the Lights

MOTOR

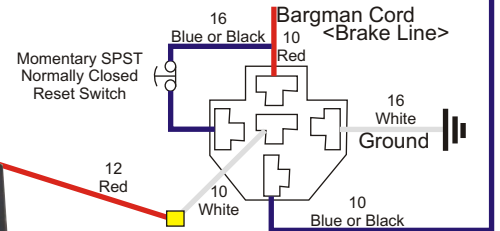


BATTERY



*There is an automatic reset breaker inside the box.

RELAY



*Wires coming out of box might not come out of same hole every time.

AS-4001
ON/OFF Switch Above

WIRE FUNCTIONS BY COLOR:

<p>12 Gauge Red - Battery Power</p> <p>12 Gauge Black - Ground</p> <p>14 Gauge Purple & Pink - Hydraulic Trombetta or 12volt Electric Motor #1</p> <p>14 Gauge Orange & Brown - 12volt Electric Motor #2</p> <p>14 Gauge Blue & Green - 12volt Electric Motor #3</p> <p>14 Gauge Yellow & White - 12volt Electric Motor #4</p> <p>16 Gauge Gray - Hydraulic Valve or NOT USED for Electric Motor #1</p> <p>16 Gauge Red/White - Porch/Patio Light</p> <p>20 Gauge Red - Porch/Patio Light SPST Mom. Switch</p> <p>20 Gauge Red/Black - Ignition Sense</p>	<p>Single Pole Double Throw (SPDT) Momentary Switch</p> <p>20 Gauge Purple/Black & Gray/Black - Hyd/Motor #1</p> <p>20 Gauge Orange/Black & Brown/Black - Motor #2</p> <p>20 Gauge Blue/Black & Green/Black - Motor #3</p> <p>20 Gauge Yellow/Black & White/Black - Motor #4</p> <p>Single Pole Single Throw (SPST) Momentary Switch</p> <p>20 Gauge Brown - Motor #1</p> <p>20 Gauge Blue - Motor #2</p> <p>20 Gauge Yellow - Motor #3</p> <p>20 Gauge White - Motor #4</p> <p>KEY FOB OPERATION:</p> <p>Button 1 - 12volt Hyd/Elec Motor #1 (Extend / Retract)</p> <p>Button 2 - 12volt Electric Motor #2 (Extend / Retract)</p> <p>Button 3 - 12volt Electric Motor #3 (Extend / Retract)</p> <p>Button 4 - 12volt Electric Motor #4 (Extend / Retract)</p> <p>Buttons 3 & 4 - Porch/Patio Light (On / Off)</p> <p>Buttons 1 & 2 - Key Fob Motor Lockout (On / Off)</p>
---	---

* NOTE - ALL SWITCH INPUTS MUST BE GROUNDS!

Alta Resources LLC (888) 421-5874 www.altaresourcesllc.com *Patent # 6,900,603*

The following 6 wires are not used:

20 Gauge

Red/Black

Pink

Brown

Blue

Yellow

16 Gauge

Grey