

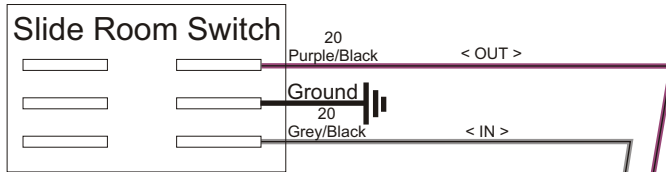
AS-4002CD2 Wiring Schematic

For use with Hydraulic Front Jacks * Cardinal No Level-Up

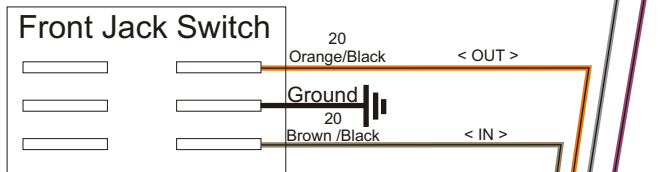
2905 LaVanture Place - Elkhart, Indiana 46514 - Phone (574) 262-1258

MANUAL WALL SWITCH

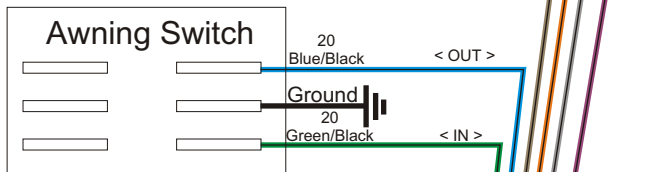
MOTOR



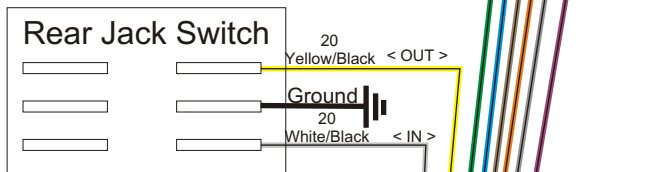
SPDT (Single Pole Double Throw) Momentary Switch



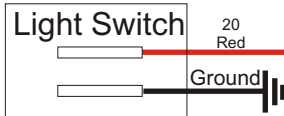
SPDT (Single Pole Double Throw) Momentary Switch



SPDT (Single Pole Double Throw) Momentary Switch



SPDT (Single Pole Double Throw) Momentary Switch



SPST (Single Pole Single Throw) Momentary Switch


- Depress Buttons 1&2 to lockout the key fob



- Depress Buttons 3&4 to operate the Patio Light



HYDRAULIC PUMP



BATTERY



*There is a 15-Amp automatic reset breaker inside the box.

*Wires coming out of box might not come out of same hole every time.

AS-4002
ON/OFF Switch Above

WIRE FUNCTIONS BY COLOR:

12 Gauge Red - Battery Power
12 Gauge Black - Ground

14 Gauge Purple & Pink - Hydraulic Trombetta #1
14 Gauge Blue & Green - 12volt Electric Motor #3
14 Gauge Yellow & White - 12volt Electric Motor #4

16 Gauge Gray - Hydraulic Valve for #1
16 Gauge Tan - Hydraulic Valve for #2
16 Gauge Red/White - Porch/Patio Light

20 Gauge Red - Porch/Patio Light SPST Mom. Switch
20 Gauge Red/Black - Ignition Sense

Single Pole Double Throw (SPDT) Momentary Switch

20 Gauge Purple/Black & Gray/Black - Hydraulic #1
20 Gauge Orange/Black & Brown/Black - Hydraulic #2
20 Gauge Blue/Black & Green/Black - Motor #3
20 Gauge Yellow/Black & White/Black - Motor #4

Single Pole Single Throw (SPST) Momentary Switch

20 Gauge Pink - Hydraulic #1
20 Gauge Brown - Hydraulic #2
20 Gauge Blue - Motor #3
20 Gauge Yellow - Motor #4

KEY FOB OPERATION:

Button 1 - Hydraulic #1 (Extend / Retract)
Button 2 - Hydraulic #2 (Extend / Retract)
Button 3 - 12volt Electric Motor #3 (Extend / Retract)
Button 4 - 12volt Electric Motor #4 (Extend / Retract)
Buttons 3 & 4 - Porch/Patio Light (On / Off)
Buttons 1 & 2 - Key Fob Motor Lockout (On / Off)

* NOTE - ALL SWITCH INPUTS MUST BE GROUNDS!

Alta Resources LLC (888) 421-5874 www.altaresourcesllc.com *Patent# 6,900,603*

The following 5 wires are not used:

20 Gauge

- Red/Black
- Pink
- Brown
- Blue
- Yellow

* All exterior wall switches must be water proof with sealant on the back terminals for protection.