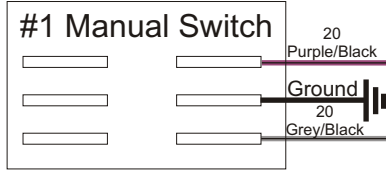
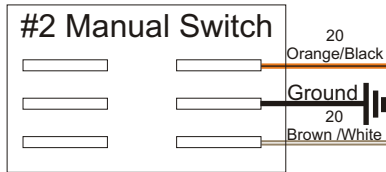


# AS-4003 Wiring Schematic

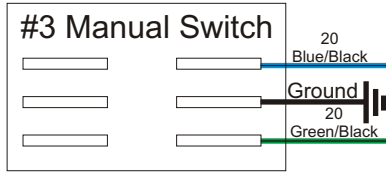
## MANUAL WALL SWITCH



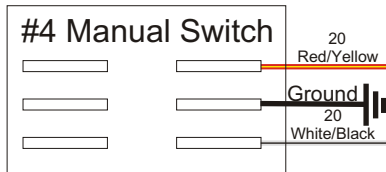
SPDT (Single Pole Double Throw) Momentary Switch



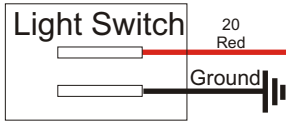
SPDT (Single Pole Double Throw) Momentary Switch



SPDT (Single Pole Double Throw) Momentary Switch



SPDT (Single Pole Double Throw) Momentary Switch

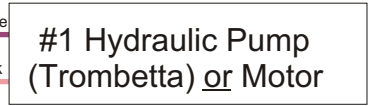


SPST (Single Pole Single Throw) Momentary Switch

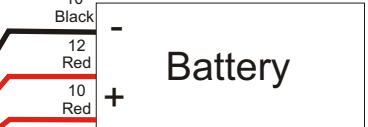
## MOTOR



## HYDRAULIC PUMP



## BATTERY



\*Wires coming out of box might not come out of same hole every time.

\*There is a 30 & 20 Amp automatic reset breaker inside the box.

- Depress Buttons 1&2 to lockout the key fob

Learning Key Fob!



- Depress Buttons 3&4 to operate a Light

**AS-4003**  
ON/OFF Switch Above

**WIRE FUNCTIONS BY COLOR:**

10 Gauge Red - 30A Battery Power* 10 Gauge Black - Main Ground 12 Gauge Red - 20A Battery Power*  14 Gauge Purple & Pink - Hydraulic Trombetta or 12volt Electric Motor #1 10 Gauge Orange & Brown - 12volt Electric Motor #2 14 Gauge Blue & Green - 12volt Electric Motor #3 14 Gauge Yellow & White - 12volt Electric Motor #4  16 Gauge Grey - Hydraulic Valve or NOT USED for Electric Motor #1 16 Gauge Red/White - Porch/Patio Light  20 Gauge Red/Black - Ignition Sense  * - Circuit Breakers Located Inside	<b>Single Pole Double Throw (SPDT) Momentary Switch</b> 20 Gauge Purple/Black & Gray/Black - Hyd/Motor #1 20 Gauge Orange/Black & Brown/White - Motor #2 20 Gauge Blue/Black & Green/Black - Motor #3 20 Gauge Red/Yellow & White/Black - Motor #4  <b>Single Pole Single Throw (SPST) Momentary Switch</b> 20 Gauge Pink - Hydraulic/Motor #1 20 Gauge Brown - Motor #2 20 Gauge Blue - Motor #3 20 Gauge Yellow - Motor #4 20 Gauge Red - Porch/Patio Light  <b>KEY FOB OPERATION:</b> Button 1 - 12volt Hyd/Electric Motor #1 (Extend / Retract) Button 2 - 12volt Electric Motor #2 (Extend / Retract) Button 3 - 12volt Electric Motor #3 (Extend / Retract) Button 4 - 12volt Electric Motor #4 (Extend / Retract) Buttons 3 & 4 - Porch/Patio Light (On / Off) Buttons 1 & 2 - Key Fob Motor Lockout (On / Off)
---	---

\* NOTE - ALL SWITCH INPUTS MUST BE GROUNDS!

Alta Resources LLC (888) 421-5874 www.altaresourcesllc.com \*Patent# 6,900,603\*

The following 5 wires are not used:

**20 Gauge**  
 Red/Black  
 Pink  
 Brown  
 Blue  
 Yellow

\* All exterior wall switches must be water proof with sealant on the back terminals for protection.